



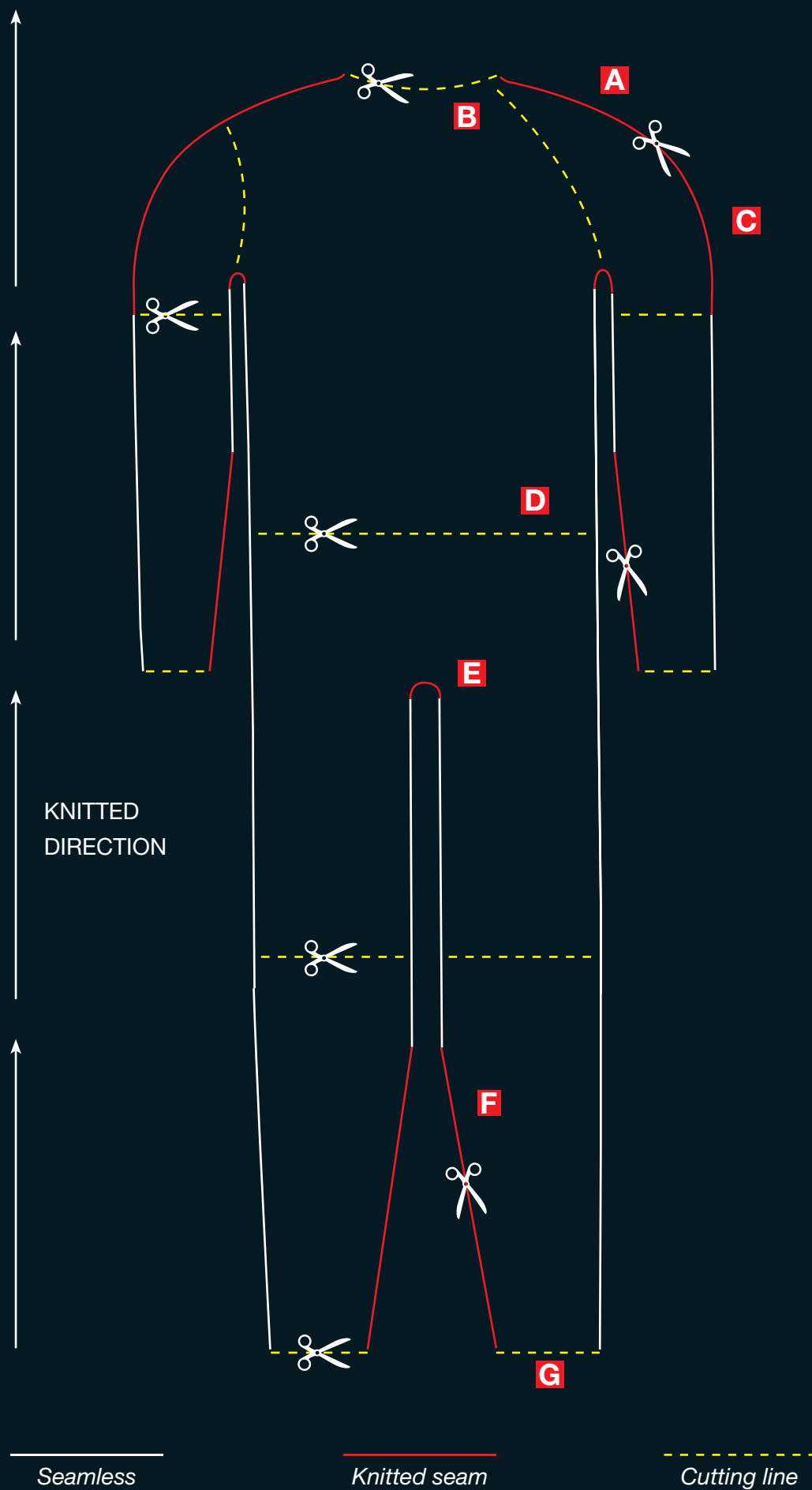
WKSTM
by CIFRA

FINISHING



////// wks-cifra.com


wks-cifra.com



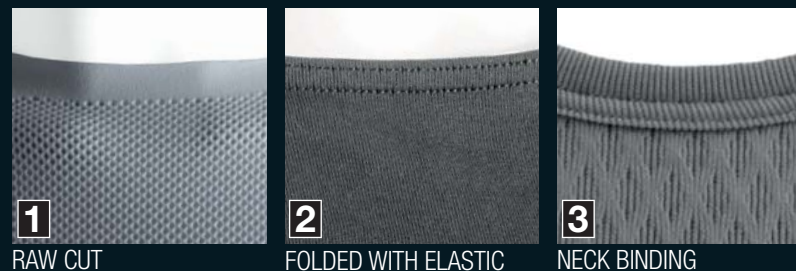
\$/€

FROM LESS TO MOST EXPENSIVE

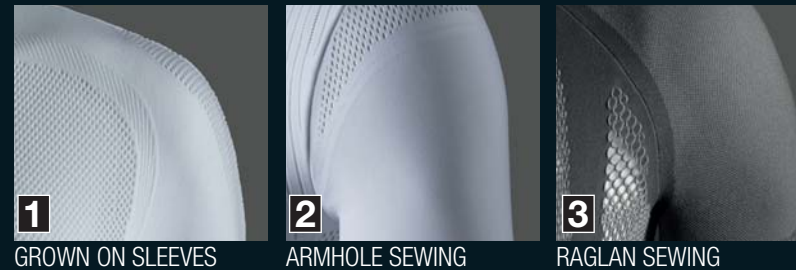
A
SHOULDER



B
NECKLINE




C
SLEEVES



D
WAISTBAND



E
CROTCH



F
INSEAM



G
CUFF



🧵

SPECIALIZED MACHINES FOR EACH TYPE OF FINISHING

FINISHING	MACHINE	COMBINATION
CUT AND SEW This machine cuts along the knitted seam and closes the edges with a single needle stitching		A1 A2 B1 B3 C1 C2 D3 E2 E3 F2 G1
4 NEEDLES The cut and sewn line can be covered by a 4 needles flat stitching		D3 E3 D2
2 NEEDLES Folded over edges and elastic bands are sewn with a 2 needles stitching		B2 B3 D1 D2 F2 G2
BONDING MACHINE ULTRASONIC The knitted seam is cut and closed by a heat transferred tape		A3 A4 F3 F4
TAPE The knitted seam is covered by a glue bonded tape		A3 A4 F3 F4